

- ❖ Ktorý zmysel najviac použiješ pri kvetinke (ľade, speve vtáčika...)?
- ❖ Do prázdneho rámčeka zakresli guľičku.

PENCIL ▶ SMARTPENCIL.COM.UA

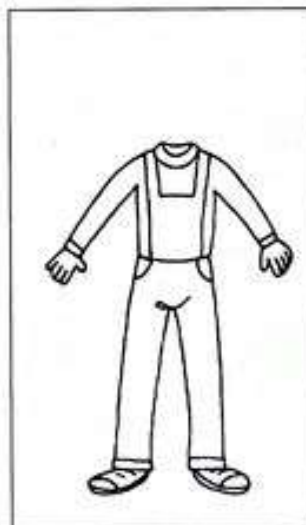


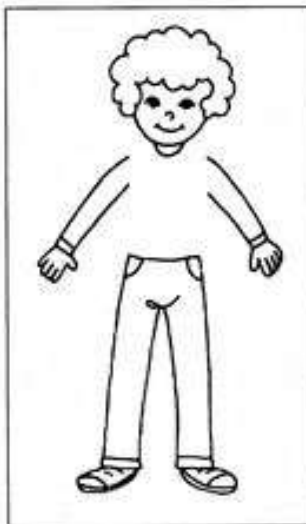


- ❖ Na hru potrebuješ kocku, figúrky.
- ❖ Hod' kockou, posuň sa s figúrkou daný počet dopredu a pomenuj obrázok na ktorom si sa zastavil.

	GO BACK TO START 		 Start	
MISS A TURN 	M y d o o b			
				
				
		MISS A TURN 		
		ROLL AGAIN 		
Finish 				ROLL AGAIN 

- ❖ Pomenuj časť tela, ktorá chýba Paľkovi na obrázkoch.
- ❖ Obrázky môžeš dokresliť.

CHE COSA MANCA?

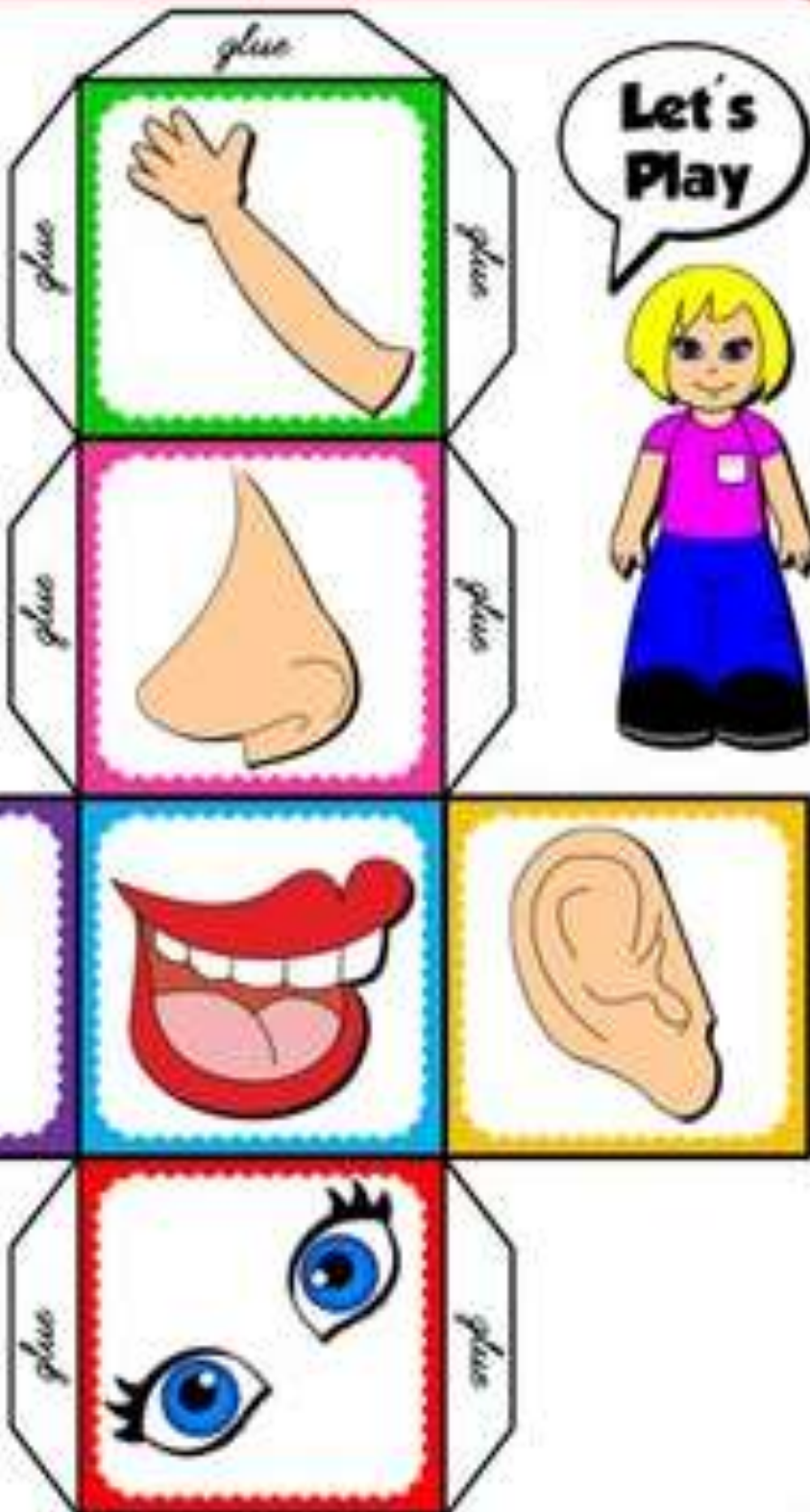
● OSSERVA I DISEGNI E COMPLETALI CON LE PARTI DEL CORPO CHE MANCANO.



- ❖ Hod' kockou a pomenuj časť tela, ktorá je na obrázku.

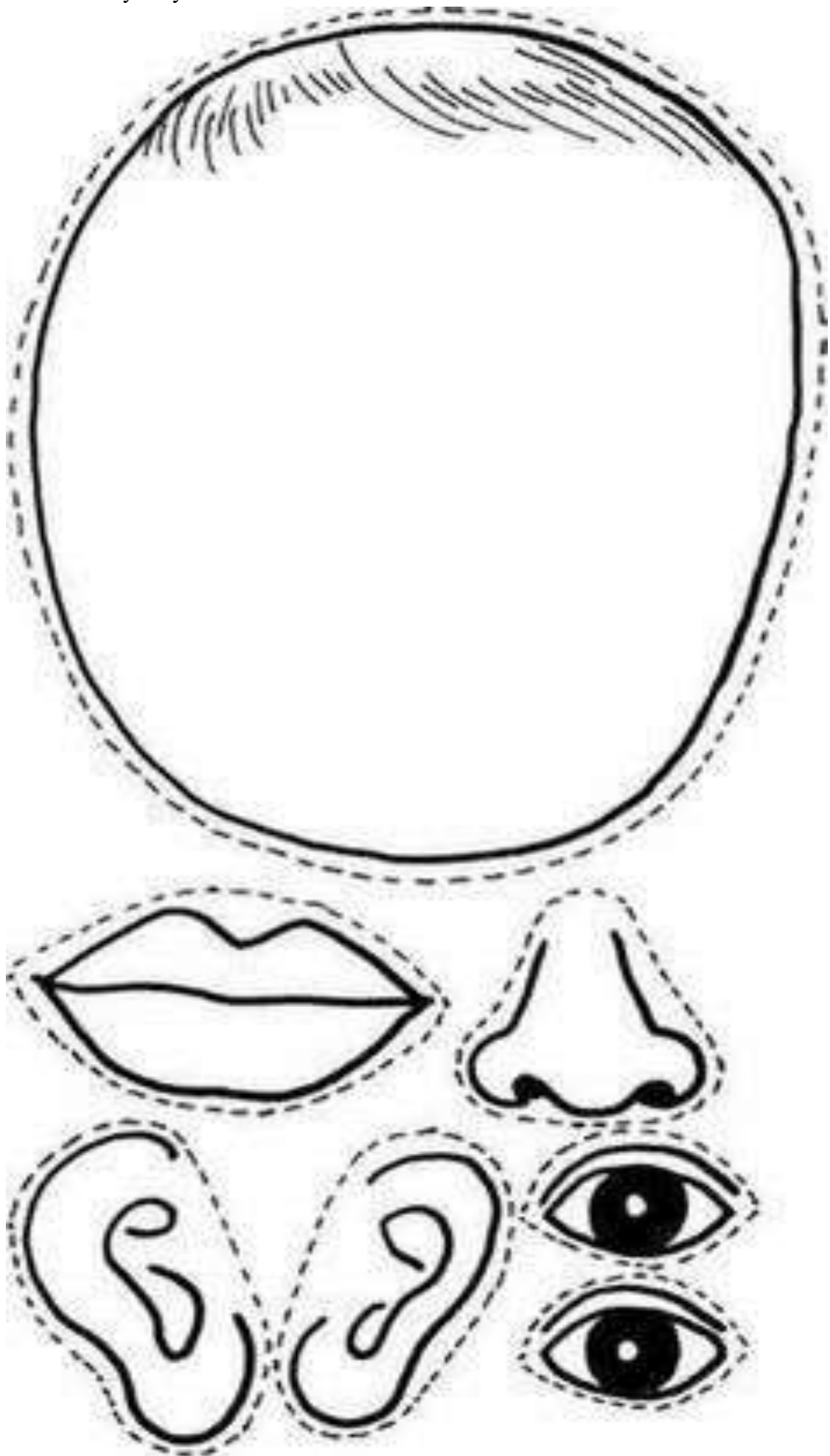
Directions

- 1- Print this page onto construction paper,
- 2- Cut around the edges of the dice pattern,
- 3- Fold and glue where indicated to assemble the dice.







Let's Play

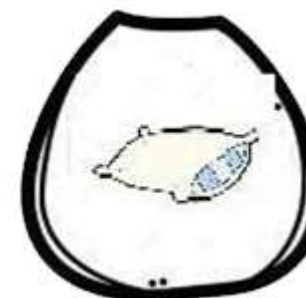

- ❖ Pomenuj časti tváre a poukladaj ich na správne miesto.
- ❖ Obrázok si vyfarby.



❖ Vytvor kvetinky – ZMYSLY... A to tak, že do stredy si vyber obrázok so zmyslom, okolo neho prirad' obrázky, ktoré použiješ daným zmyslom.










frogs-and-fairies.com

frogs-and-fairies.com



www.belarabyapps.com